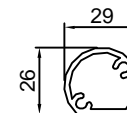



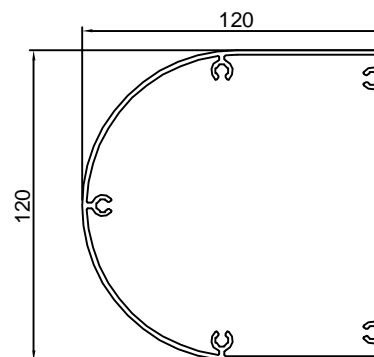
RL 300
PERIMETRE EXTERIEUR = 697mm



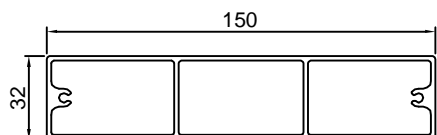
DL 29
PERIMETRE EXTERIEUR = 91mm



RL 200
PERIMETRE EXTERIEUR = 482mm



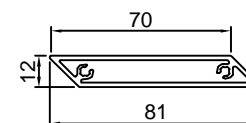
DL 120
PERIMETRE EXTERIEUR = 428mm



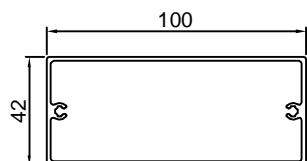
RL 150
PERIMETRE EXTERIEUR = 365mm



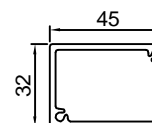
RL 125
PERIMETRE EXTERIEUR = 285mm



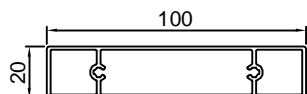
RL 70
PERIMETRE EXTERIEUR = 173mm



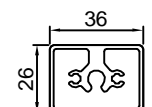
RL 100 GP
PERIMETRE EXTERIEUR = 282mm



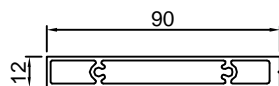
RL 45
PERIMETRE EXTERIEUR = 154mm



RL 100
PERIMETRE EXTERIEUR = 238mm



RL 36
PERIMETRE EXTERIEUR = 122mm



RL 90
PERIMETRE EXTERIEUR = 204mm

DESIGNATION PROFILS LAMES RECTILIGNE



E mail : brisesoleil@tellier-g.com

Anjou Actiparc des Trois Routes
49120 CHEMILLE

Tél : 02 41 30 45 45

Fax : 02 41 64 02 02

Site : www.tellier-g.com

GAMME RECTI'LIGNE

ECH: - 15/03/2011

N° 40000 - 001

Indice

01

format A1